



The **MIDLANDS**  
at CASA ROSÍTA


**CASA ROSITA HOMES  
ARCENAS ESTATE  
BANAWA, CEBU CITY**

# Project Brief

**Relish in the soothing blend of Asian comforts and modern elegance.**

*It's urban luxury at its finest!*

**A sense of high contemporary style complements the balance of maximum functionality and private space.**



*... a harmony of style and balance.*



## DESIGN DATA

### **DEVELOPER**

HANDUMANAN DEVELOPMENT CORP.  
Arcenas Estate, Banawa, Cebu City

### **DESIGN THEME**

Modern Asian

A blend of Asian comforts & modern elegance

A sense of high contemporary style

Balance of maximum functionality & private space

### **COLOR SCHEME**

Earth tones accentuated with rich hues and textures

# Facade





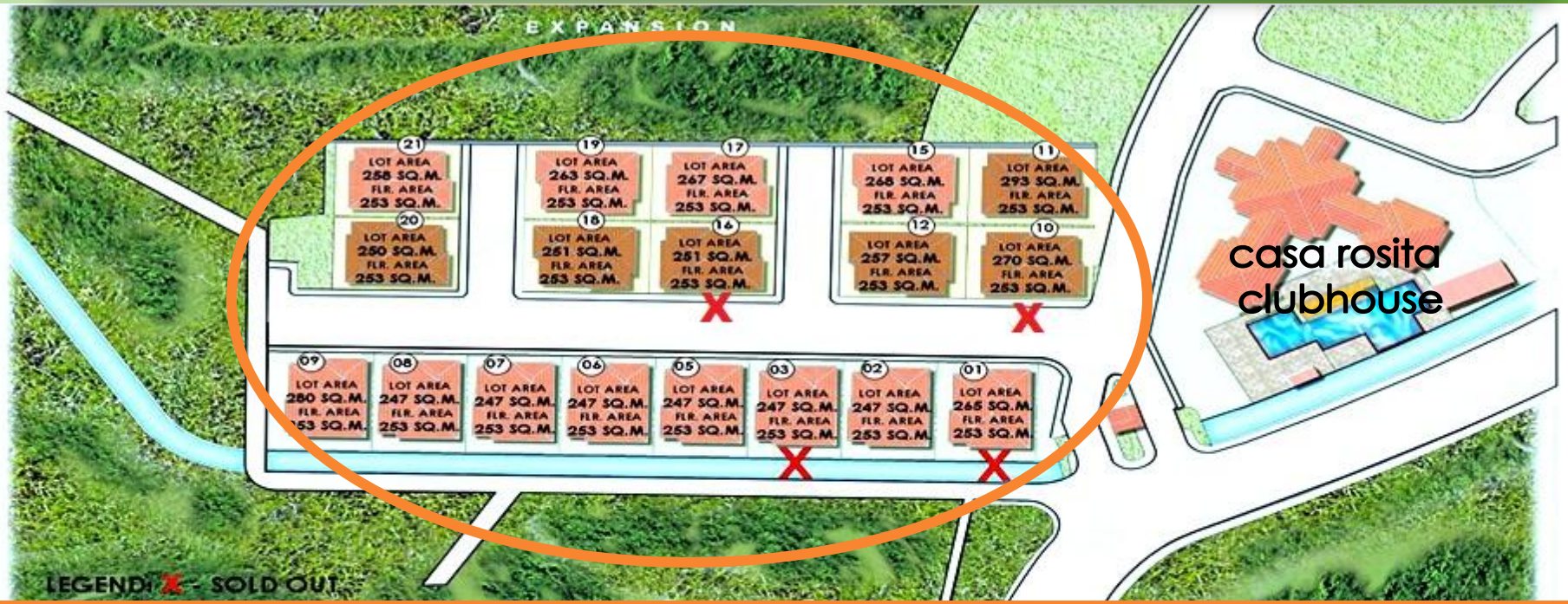
# Right Side / Rear







# The MIDLANDS Subdivision Plan

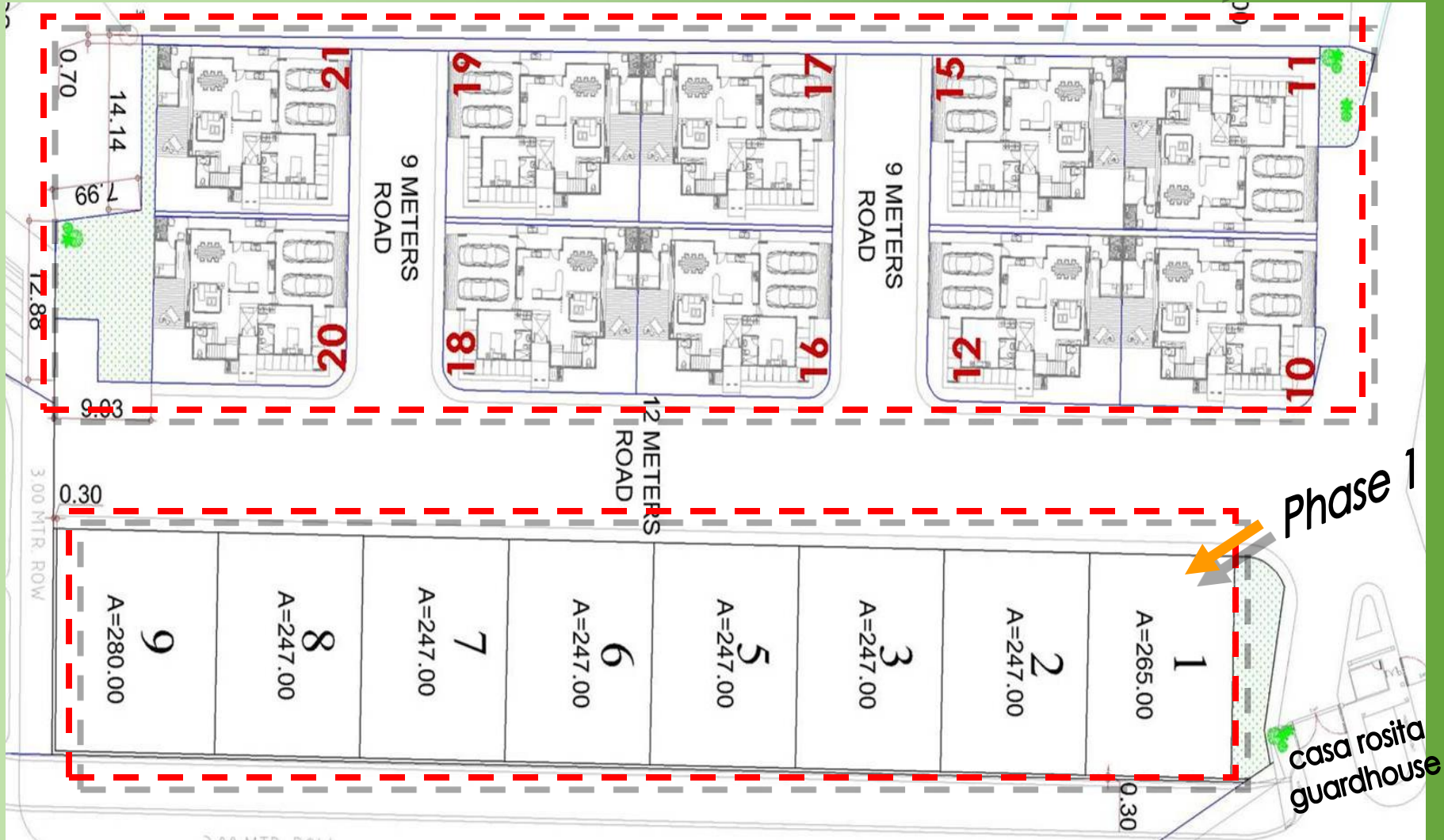


X	Unit 1	:	P14,794,640	(Lot Area-265 sq.m. / Flr. Area-253 sq.m.)	Unit 11	:	P15,412,320	(Lot Area-293 sq.m. / Flr. Area-253sq.m.)	
	Unit 2	:	P14,492,240	(Lot Area-247 sq.m. / Flr. Area-253 sq.m.)	Unit 12	:	P15,070,160	(Lot Area-257 sq.m. / Flr. Area-253sq.m.) -C	
X	Unit 3	:	P14,492,240	(Lot Area-247 sq.m. / Flr. Area-253 sq.m.)	Unit 15	:	P14,964,320	(Lot Area-268 sq.m. / Flr. Area-253sq.m.)	
	Unit 5	:	P14,492,240	(Lot Area-247 sq.m. / Flr. Area-253 sq.m.)	X	Unit 16	:	P14,980,560	(Lot Area-251sq.m. / Flr. Area-253sq.m.) -C
	Unit 6	:	P14,492,240	(Lot Area-247 sq.m. / Flr. Area-253 sq.m.)	Unit 17	:	P14,946,400	(Lot Area-267 sq.m. / Flr. Area-253sq.m.)	
	Unit 7	:	P14,492,240	(Lot Area-247 sq.m. / Flr. Area-253 sq.m.)	Unit 18	:	P14,980,560	(Lot Area-251 sq.m. / Flr. Area-253sq.m.) -C	
	Unit 8	:	P14,492,240	(Lot Area-247 sq.m./ Flr. Area-253 sq.m.)	Unit 19	:	P14,874,720	(Lot Area-263 sq.m. / Flr. Area-253sq.m.)	
	Unit 9	:	P15,046,640	(Lot Area-280 sq.m./ Flr. Area-253 sq.m.)	Unit 20	:	P14,980,560	(Lot Area-250 sq.m. / Flr. Area-253sq.m.) -C	
X	Unit 10	:	P15,285,200	(Lot Area-270 sq.m./ Flr. Area-253 sq.m.) - C	Unit 21	:	P14,838,880	(Lot Area-258 sq.m. / Flr. Area-253sq.m.)	



# Site Devt. Plan (Phase 1 & 2)

Phase 2





# Phase 2 - Elevation

Front view of House & road elevation  
(facing 9-m. inner road)



# Phase 2 – Road Profile



ROAD PROFILE



FRONT VIEW



# TYPICAL FLOOR PLAN

Lot area : 247 sq.m.  
Floor area : 253 sq.m.





(3D)





# Terms of Payment



## **Option 1: IN-HOUSE FINANCING, interest-free, 2 yrs. to pay**

<b>Reservation Fee</b>	<b>:</b>	<b>P300,000.00</b>
<b>Downpayment</b>	<b>:</b>	<b>40% of Total Contract Price (TCP), payable in 6 equal monthly installments</b>
<b>Balance</b>	<b>:</b>	<b>60%, payable in 18 equal monthly installments</b>

## **Option 2: BANK FINANCING (interest is based on current rate)**

<b>Reservation Fee</b>	<b>:</b>	<b>P300,000.00</b>
<b>Downpayment</b>	<b>:</b>	<b>30% of Total Contract Price (TCP), payable in 6 equal monthly installments</b>
<b>Balance</b>	<b>:</b>	<b>70% payable in 1 to 20 yrs.</b>